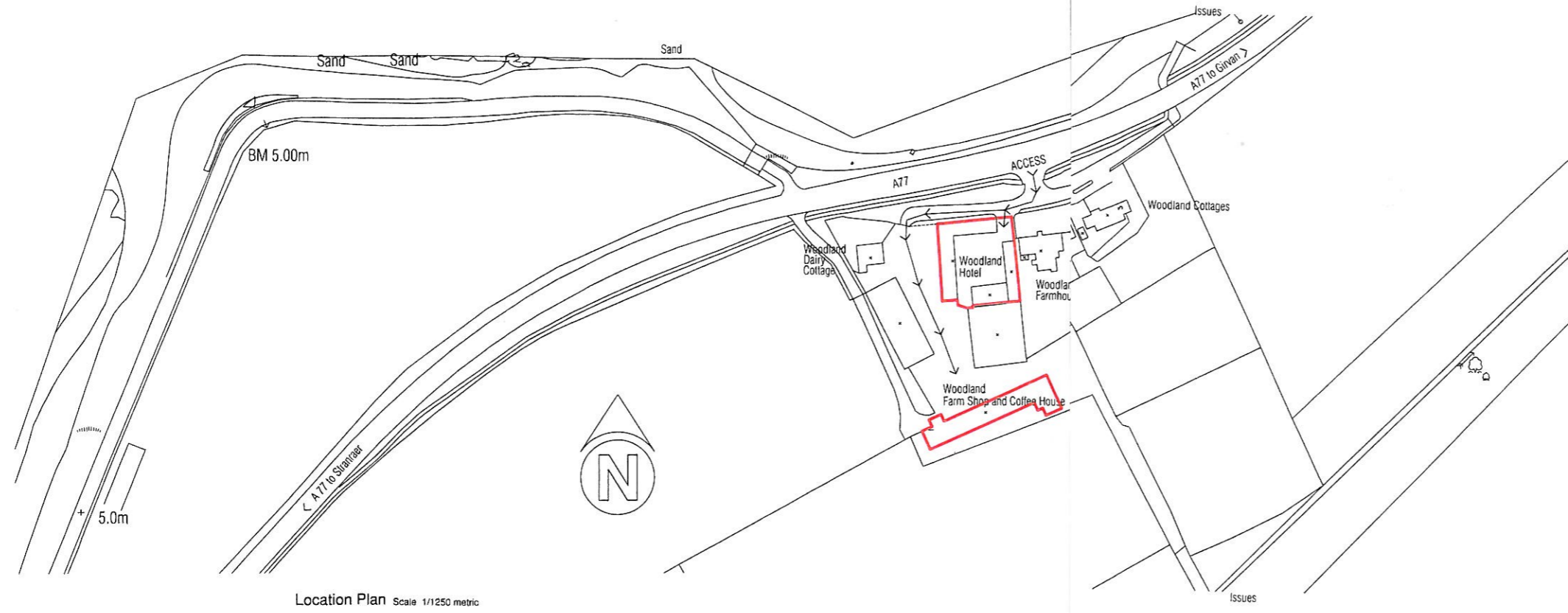


This drawing is solely for the purposes of obtaining Planning Approval and/or Building Warrant approval. The drawing may be suitable for constructional purposes but it may be necessary to augment/and or amend this information. No liability will be accepted for any omission should the drawing be used for constructional purposes.

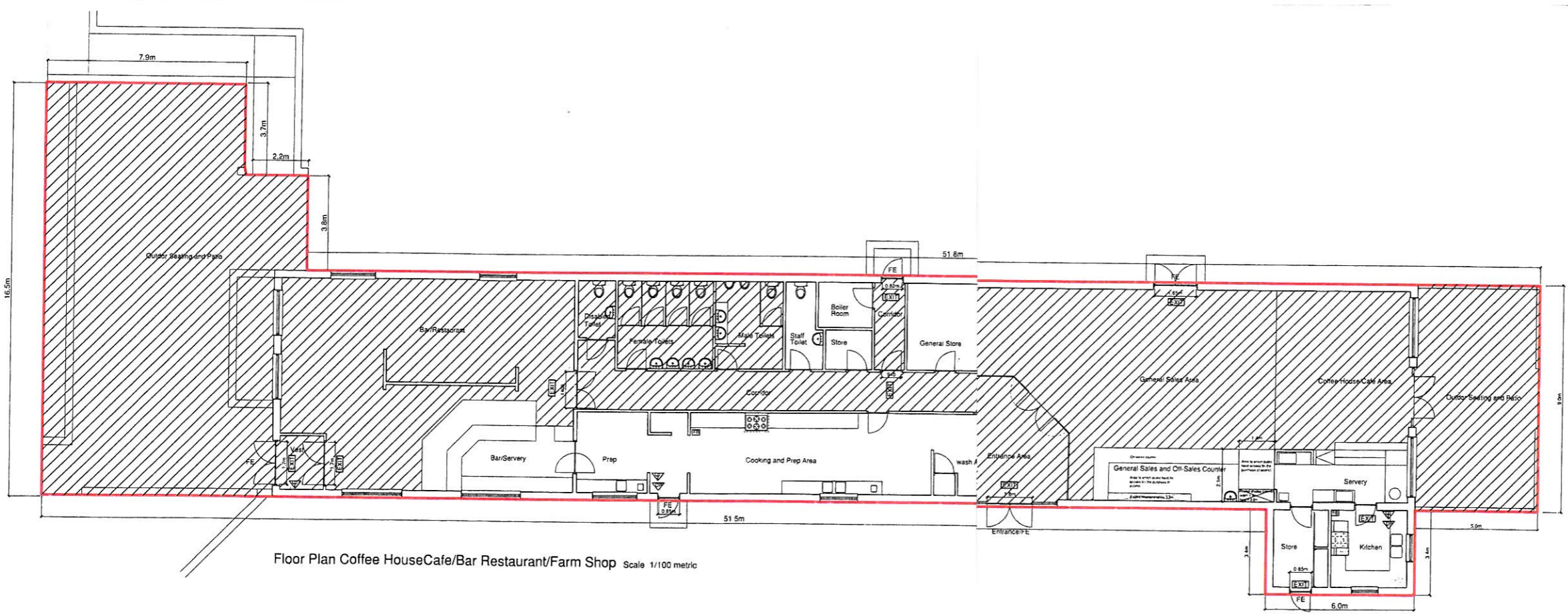
All workmanship and materials to be in accordance with current and relevant British Standards and Codes of Practice.

All figured dimensions to be checked on site prior to the ordering of materials or the fabrication of components.

Do not scale this drawing.



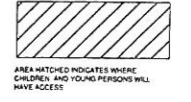
Location Plan Scale 1/1250 metric



Floor Plan Coffee House/Cafe/Bar Restaurant/Farm Shop Scale 1/100 metric

LEGEND

- EM COMBINED EXTERNAL AND EMERGENCY LIGHT
- EXIT EMERGENCY LIGHT POINT
- CE CARBON DIOXIDE EXTINGUISHER
- W WATER EXTINGUISHER
- FB FIRE BLANKET
- DP DRY POWDER EXTINGUISHER
- COMBINED LIGHT AND EMERGENCY FITTING
- SMOKE DETECTOR



This is the Plan referred to in the Application by Mrs Leslie Forbes for variation of the for the Premises licence Woodland Farm Hotel, Bar Coffee Shop and Farm Shop, Woodland Farm, Girvan, KA26 0HP

Amendment Plan of Licensed Premises
Woodland Farm Shop, Coffee House and
Hotel Girvan KA26 0HP